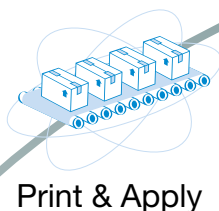


# S84xx

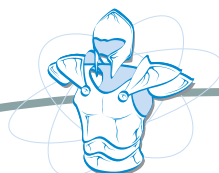
## State-of-the-art High-end OEM Print Engine



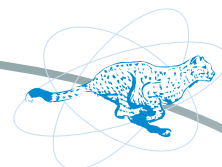
Print & Apply



Print resolution up to 609 dpi



Heavy duty construction



Fast Speed  
(400 mm/sec)



For print-and-apply systems that uniquely benefit small to mid-sized manufacturers with high-throughput requirements on labor-intensive production lines.

*From the manufacturer of the world's FIRST OEM print engine*

### Product Features Highlights

- > Tool-less replacement of part (print head and platen roller)
- > 1000-m ribbon
- > Backlit icon-driven programmable display
- > Handles complex label formats
- > User-configurable ribbon wound: face-in or face-out
- > Multiple host communication options
- > Works with SBPL, SATO's industry-leading programming language

# S84xx

## General Specifications



PRINTING SPECIFICATION*		S8408 (LH/RH)	S8412 (LH/RH)	S8424 (LH/RH)
Printing Method		Direct Thermal or Thermal Transfer		
Printing Mode		Continuous / Dispenser / Linerless (when selecting linerless media)		
Print Resolution, dots/mm (dpi)		8 dots/mm (203dpi)	12 dots/mm (305dpi)	24 dots/mm (609dpi)
Max. Print Area	Width, mm (inch)	104 mm (4.1")		
	Pitch, mm (inch)	2.500 mm (98.43")	1.500 mm (59.10")	400 mm (15.7")
Print Speed, mm/sec		100 - 400 mm/sec	100 - 350 mm/sec	50 - 150 mm/sec
CONSUMABLES SPECIFICATION* (Recommended to use printer supplies manufactured or certified by SATO)				
Sensor Type		Toggles sensor between reflective / transmissive sensors		
Volume for adjustment		I-mark sensor / Gap sensor level adjustment		
Media Type		SATO recommended media; Supply by external roll unwinder of Labelling Unit		
Media Size	Width, mm	10 ~ 128 mm (13 ~ 131 mm with backing paper)		
	Pitch, mm	Min. 9 mm (incl. 3 mm gap) in continuous mode		
	Thickness, mm	0.05 ~ 0.31 mm		
Ribbon	Wound	Face in, Face out, without changing the settings		
	Core Diameter, mm	25.6 mm		
	Width, mm	25 ~ 128 mm		
	Length, m	1000 m (for ribbon width up to 59 mm max. length is 600 m)		
Ribbon saver		Factory installed option		
Ribbon cassette		Factory installed option		
FONT / SYBLOGIE*				
Font	Internal	XU (5x9), XS (17x17), XM (24x24), XB (48x48), XL (48x48)		
	Outline	OCR-A (15x22) OCR-B (20x24)	OCR-A (22x33) OCR-B (20x24)	OCR-A (44x66) OCR-B (60x72)
	TrueType Font	CG Times, CGTriumvirate		
Barcode symbologies	1-Dimension	UPC-A/E, EAN8/13, CODE39, CODE128, UCC/EAN128, NW-7, MSI, Interleaved 2 of 5, Industrial 2 of 5, Matrix 2 of 5, BookLand, POSTNET, RSS-14		
	2-Dimension	QR Code (Ver. 8.1: Chinese QR and Korean QR are not included); PDF417 (Ver. 2.4: Including Micro PDF417); MAXI Code (Ver. 3.0); Data Matrix ECC 200 (Ver. 2.0); Composite Symbology		
Print direction		0°, 90°, 180°, 360°		
Barcode ratio		1:2, 1:3, 1:2,5 (user setting permitted)		
Magnification rate		Character: vertical 1 to 12 times; horizontal 1 to 12 times; barcode 1 to 12 times		
INTERFACE CHARACTERISTICS				
Processor		32-bit RISC		
Interface	1st Slot (Optional Interfaces)	RS-232C, IEEE1284, USB, LAN, Wireless LAN (802.11b), RS 422/485, Centronics		
	2nd Slot (Optional Interfaces)	Mini-LAN, Mini RS232		
	3rd Slot (I/O IF)	Amphenol 14-pin Amphenol I/O board (standard); D-Sub 25-pin Board (Option)		
	Memory interface	CF Card Board Option		
OPERATING CHARACTERISTICS				
Front-Panel		Graphic LCD panel (128 x 64 dots); Option: removable panel with 3m cable		
Power Requirements		AC100 - 240V		
Environment	Operating	5 ~ 40°C / 15 ~ 80% RH (w/out condensation)		
	Storage	-20 ~ 60°C / 15 ~ 80% RH (w/out condensation)		
Dimension (W x D x H), weight		W245 x D408 x H300 mm / Approx. 16kg		
OTHERS				
Function	Useful Features	Automatic Head Resolution Detection, Status return function, Graphics Print, Sequential numbering Print, Form overlay Print, Custom Character Storage Function, Black/White Inversion Print, Box & Line Print, Format Storage Function, Zero slash switching function, Dump List Function, Calendar function		
	Self Diagnosis Checking	Head Check Function (with Object Exist Area Detection), Paper end detection, Cover open detection, Test print, Ribbon end detection, Ribbon near end detection, Calendar check		

SATO makes no guarantee that the above features are available in all models, and specifications are liable to change, without notice. Version 09/06.